

The background of the cover features a dark blue, stylized illustration of watch hands. The hands are rendered in a layered, semi-transparent style, creating a sense of depth and movement. The hour hand is positioned near the 12 o'clock position, while the minute hand is extended towards the 3 o'clock position. The overall aesthetic is modern and technical.






FEICE Watch

INSTRUCTION MANUAL

Thank you for choosing FEICE Watch. To ensure your FEICE Watch provides you with excellent service for many years, please read the following instructions carefully.

1. Please do not wear it in hot water or under thermal steam environment (such as hot springs, sauna, etc);
2. Please avoid wearing it in circumstance with extreme temperature changes which will cause condensation in the watch.
3. Please avoid direct contact with chemical reagents like perfume, camphor pill, etc. Such chemicals will cause corrosion of the appearance.
4. Please do not wear the watch while doing violent exercise to prevent your wrists being scratched or damaging your watch.
5. Please do not adjust time and date between 22:00PM and 2:00AM, otherwise it may damage the movement.
6. Please wear mechanical watches for 8-12 hours a day and wind up your watch about 30 laps per 3 days.
7. Please do not allow the watch to come in close proximity to TV monitor or magnetic objects to avoid the watch from being magnetized.
8. Please keep the watch with hard mineral mirror away from keys, stones and other hard materials to avoid scratching and collisions.
9. Please avoid dropping the watch or subject it to other strong impact which may cause malfunctions as well as damage to the watch.
10. Watch with water resistance of 50 meters withstands rain and splashes of water, but not suitable for flushing, bathing or swimming. A watch's water resistance cannot be permanently guaranteed, it may be affected by aging or accidental shocks to the crown.
11. Automatic watch is powered by wrist movement, it doesn't need a battery. Quartz watch is powered by a battery which has a battery life of 1-2 years.

Water Resistant Ratings

Waterproofing Standard	Mark	● Suitable		■ Unsuitable		
Water Resistance Depth	Inscribed on the dial or back of the watch	 Face washing and hand washing	 Rainwater	 Car washing	 Bathing and showering	 Swimming
30m	3 ATM Water Resistant	●	●	■	■	■
50m	5 ATM Water Resistant	●	●	●	●	■
100m	10 ATM Water Resistant	●	●	●	●	●

Water Resistance

Please note that water resistance of watch is different from that in daily concept. Water resistance shall be considered as the atmospheric pressure the watch can withstand at the same depths in water. It shall not be understood as the depth in water.

ORIGINAL

1. Do not wear the watch when taking a bath or wear it under circumstances with big temperature difference as water-proof rubber will have clearance because of thermal expansion and contraction and thus water-proof performance will be affected due to accelerated aging.
2. The crown shall be placed at the normal position. The spiral crown shall be locked tight and is not allowed to be adjusted in water.
3. Please keep the watch away from water if the band is made of leather, or the band may be damaged due to soaking by water. Be sure to pay close attention.
4. In autumn, winter and rainy seasons, the sudden chilling is likely to cause a layer of mist, which is a normal physical phenomenon. It will disappear naturally when the climate is dry and it has little impact on the movement.

FM019 Operation Instructions



The crown has 3 positions:

Position 0: Normal Position Position 1: Date Setting Position 2: Time Setting

When pushed into the case, the crown ensures that the watch is water-resistant.

Winding Up: Rotate the crown counterclockwise to unlock it, then rotate the crown clockwise about 30 laps to manually wind up the watch. Push it back into position 0 and rotate it clockwise to lock it tightly after finishing winding up.

Date Setting: Rotate the crown counterclockwise to unlock it, then pull out the crown to position 1 and rotate the crown clockwise to adjust the date. Date setting is recommended while the hands indicate between 6:00-9:00 to avoid damage the movement. Push it back into position 0 and rotate it clockwise to lock it tightly after

finishing adjusting.

Time Setting: Rotate the crown counterclockwise to unlock it, then pull out the crown to position 2 and rotate the crown clockwise to adjust the time. Push it back into position 0 and rotate it clockwise to lock it tightly after finishing adjusting.

Tips:

This model is suitable for wrist circumference around 160-260MM, please measure your wrist perimeter before purchasing.

The mainspring is wound up by the move of your arm, it is recommended you wear the watch for more than 8 hours a day. If you do not wear the watch for that much time, it may not be wound sufficiently. In such cases, you can manually wind up the watch.





FEICE
ORIGINAL

www.feicewatch.com